



Kingfisher Close,
Beeston, Nottingham
NG9 2DG

£190,000 Freehold



A well-presented, two-bedroom end-terrace house.

Having been recently recarpeted and decorated throughout, this two bedroom end terrace house, now offers ready to move into accommodation, available with chain free vacant possession.

In brief the internal accommodation comprises: entrance porch, sitting room, kitchen diner, rising to the first floor are two bedrooms, and a shower room.

Outside the property has a low maintenance gravelled frontage, and to the rear there's an enclosed garden with patio and further gravelled area.

Considered ideal for the needs of a first time buyer or investor, or those looking to downsize, this great property is tucked away in an established residential location within easy walking distance of Beeston Town Centre and train station, as well as a variety of other amenities.



Entrance porch

UPVC double glazed entrance door, and secondary door leading to the sitting room.

Sitting Room

14'2" x 12'8" (4.34m x 3.88m)

UPVC double glazed window to the front, radiator, useful walk in cupboard and stairs off to the first floor landing.

Kitchen Diner

12'9" x 9'8" (3.89m x 2.96m)

Fitted wall and base units, work surfacing with tiled splashback, one and half bowl sink and drainer unit with mixer tap, inset electric hob with extractor above, and electric oven below, plumbing for a washing machine and dishwasher, UPVC double glazed window, radiator, wooden door to the exterior, and useful under stair cupboard with tumble dryer vent, and shelves.

First Floor Landing

With loft hatch, UPVC double glazed window and airing cupboard, with radiator and slatted shelves.

Bedroom One

12'7" x 7'8" (3.86m x 2.35m)

UPVC double glazed window and radiator.

Bedroom Two

12'10" x 9'8" (3.93m x 2.97m)

UPVC double glazed window, radiator, and recessed wardrobe.

Shower Room

6'4" x 6'3" (1.95m x 1.91m)

Fitted with low level WC, wash hand basin inset to vanity unit, shower cubicle with mains control shower over, part tiled walls, wall mounted heated towel rail, and extractor fan.

Outside

To the front the property has low maintenance gravel beds with railings, and to the rear of the property there is an easily managed garden with patio, gravel area and a pedestrian gate for access to the rear.

Material Information

Freehold

Service Charge/Management Fee: £19.53 per month for management of the area.

Property Construction: Brick

Water Supply: Mains

Sewerage: Mains

Heating: Mains Gas

Solar Panels: No

Building Safety: No Obvious Risk

Restrictions: None

Rights and Easements: None

Planning Permissions/Building Regulations: None

Accessibility/Adaptions: None

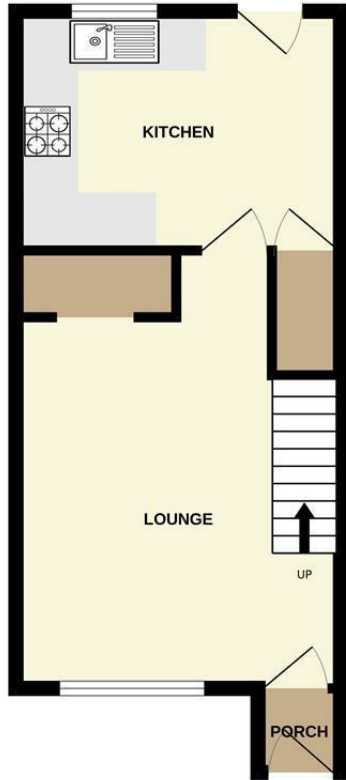
Has the Property Flooded?: No

Disclaimer:

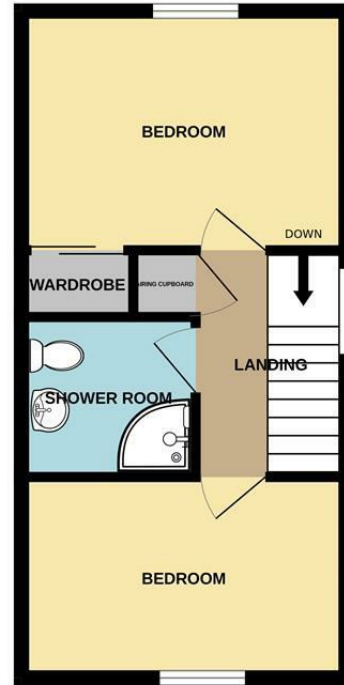
These details and Key facts are for guidance only and complete accuracy cannot be guaranteed. If there is any point, which is of particular importance, verification should be obtained. All measurements are approximate. No guarantee can be given with regard to planning permissions or fitness for purpose. No apparatus, equipment, fixture or fitting has been tested. Full material information is available in hard copy upon request.



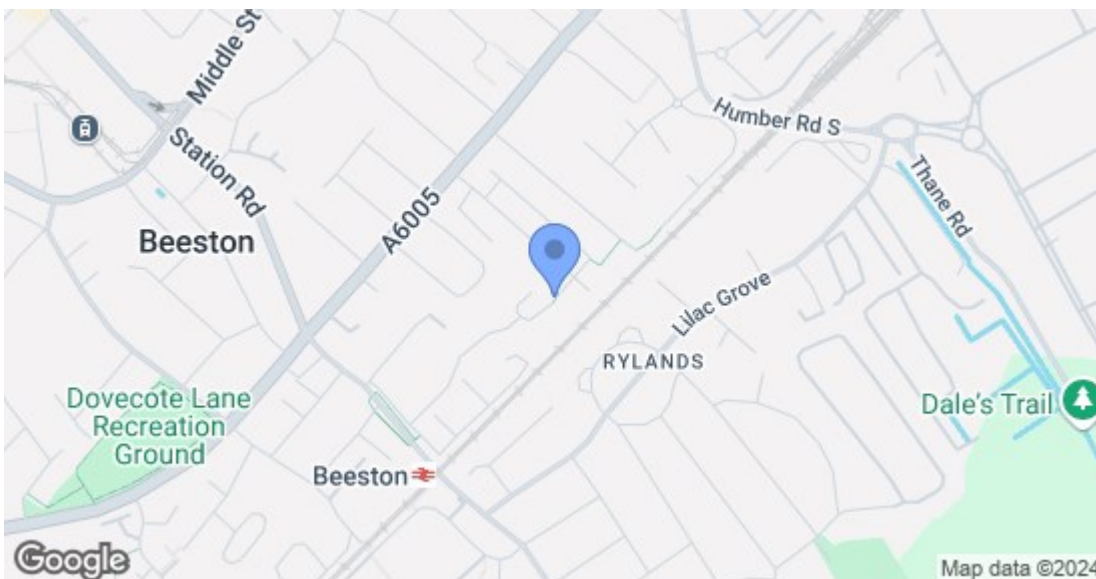
GROUND FLOOR



1ST FLOOR



Whilst every attempt has been made to ensure the accuracy of the floorplan contained here, measurements of doors, windows, rooms and any other items are approximate and no responsibility is taken for any error, omission or mis-statement. This plan is for illustrative purposes only and should be used as such by any prospective purchaser. The services, systems and appliances shown have not been tested and no guarantee as to their operability or efficiency can be given.
Made with Metropix ©2024



Energy Efficiency Rating		Current	Potential
Very energy efficient - lower running costs			
(92 plus) A			
(81-91) B			
(69-80) C			
(55-68) D			
(39-54) E			
(21-38) F			
(1-20) G			
Not energy efficient - higher running costs			
England & Wales		EU Directive 2002/91/EC	
Environmental Impact (CO ₂) Rating		Current	Potential
Very environmentally friendly - lower CO ₂ emissions			
(92 plus) A			
(81-91) B			
(69-80) C			
(55-68) D			
(39-54) E			
(21-38) F			
(1-20) G			
Not environmentally friendly - higher CO ₂ emissions			
England & Wales		EU Directive 2002/91/EC	

These details are for guidance only and complete accuracy cannot be guaranteed. If there is any point, which is of particular importance, verification should be obtained. All measurements are approximate. No guarantee can be given with regard to planning permissions or fitness for purpose. No apparatus, equipment, fixture or fitting has been tested.